



Register Online
or
Call Today!
513-828-3488



CPR Cincinnati

ACLS - BLS - PALS

★★★★★ "Best CPR in Cincinnati!"



PALS Precourse Instructions (Required!)

This document provides instructions for how to prepare for your PALS course, and how to access the REQUIRED PRECOURSE TEST THAT MUST BE COMPLETED PRIOR TO CLASS.

Address for Class:

CPR Cincinnati
4225 Malsbary Road
Suite 204
Blue Ash, OH 45242

Arrive on Time:

Please plan to arrive on time because it will be difficult for late students to catch up once we start. Students are expected to attend and participate in the entire course. If you arrive later than 15 minutes after class start time you will be asked to reschedule.

How to Prepare:

- Review and understand the information in your PALS Provider Manual. Please review all the sections throughout the manual.
- Pay particular attention to the following sections below listed in the table of contents:
 - Review of BLS and AED for infants and children
 - The Systematic Approach to the seriously ill or injured child using the evaluate-identify-intervene sequence
 - Recognizing and Managing Cardiac Arrest
 - Recognizing Respiratory Distress and Failure
 - Managing Respiratory Distress and Failure
 - Recognizing Shock
 - Managing Shock
 - Recognizing Arrhythmias
 - Managing Arrhythmias
 - Post Cardiac Arrest Care
- Throughout the PALS provider manual there are treatment algorithms. There is one for each specific condition/emergency. Become familiar with all the treatment algorithms throughout the PALS Provider Manual.
- You will be expected to recognize cardiac rhythms and understand PALS pharmacology. These topics are not taught in this course.



Register Online
or
Call Today!
513-828-3488



CPR Cincinnati

ACLS - BLS - PALS

★★★★★ "Best CPR in Cincinnati!"



You Must:

1. **Complete and Print** your required Precourse Self-Assessment.
2. Score a **70% or higher** on your Precourse Self-Assessment in order to attend class.

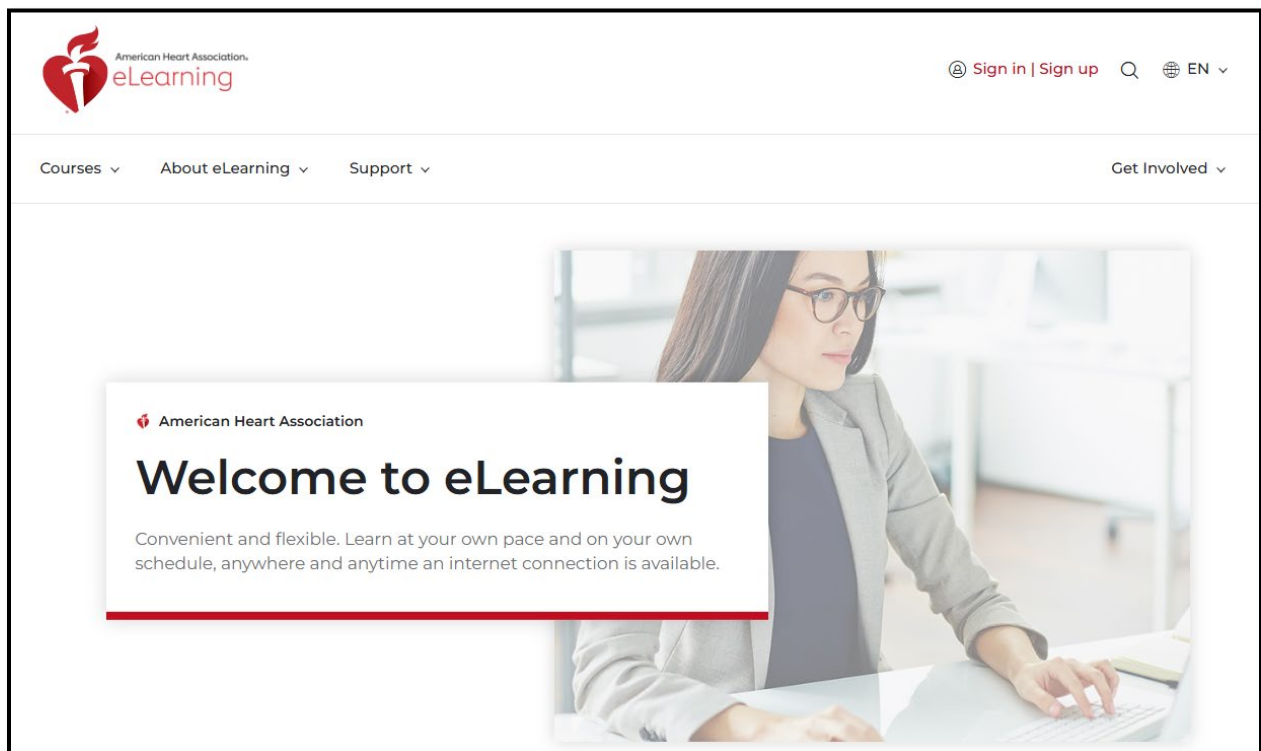
How to Create an Account with the AHA, Access, and Complete Your Required Precourse Self-Assessment

Step #1

Create an eLearning account with the AHA. Go to <https://elearning.heart.org>

If you already have an AHA account then login. If you **DO NOT** have an AHA account, click on the top right where it says, "Sign up". Then "Create and Account" as a New User, and Sign In.

***SAVE YOUR ACCOUNT LOGIN INFORMATION!**



PayPal
MasterCard VISA AMEX Discover
Register Online
or
Call Today!
513-828-3488



CPR Cincinnati

ACLS - BLS - PALS

★★★★★ "Best CPR in Cincinnati!"



Step #2

After you have logged in, this is what should appear on the screen. This will bring up all the courses offered in eLearning. Scroll Down and locate the course that says **"PALS Precourse Assessment"** and hit **LAUNCH THIS COURSE**. (*NOTE: **do not** select **"PALS Precourse Assessment and Precourse Work"**)

IMPORTANT! If you are being prompted to watch videos you are in the WRONG precourse assessment course.

(Course code is KJ-1934)

The screenshot shows the American Heart Association eLearning Course Catalog. The header includes the AHA logo, "eLearning", and navigation links for Courses, About eLearning, Support, and Get Involved. The main section is titled "Course Catalog" and features a filter sidebar on the left with options like "CE Credit Course", "All courses", "Basic Life Support (BLS)", "Advanced Cardiovascular Life Support (ACLS)", "Instructor Updates", "Pediatric Advanced Life Support (PALS)" (which is checked), "Healthcare Professional", "CPR & AED for Non-Healthcare Professionals", "Heartsaver", "First Aid", "Instructor Training", "Training & Education", and "Guidelines In-Service". A search bar at the top right of the catalog area shows "26 Results Found". The catalog displays six course cards, each with a laptop icon showing a heart diagram and the text "PALS PEDIATRIC ADVANCED LIFE SUPPORT". The courses are: "2020 PALS Precourse Self-Assessment" (Free course), "2020 PALS Precourse Self-Assessment and Precourse Work" (Free course), "Atividade pré-curso de SAVP - Portuguese" (Free course), "Autoavaliação pré-curso de SAVP - Portuguese" (Free course), "Autoevaluación previa al curso de SVAP: Spanish" (Free course), and "HeartCode® PALS Online" (Price: \$173.00).



Register Online
or
Call Today!
513-828-3488



CPR Cincinnati


ACLS - BLS - PALS

★★★★★ "Best CPR in Cincinnati!"



Step #3


After you launch the course, this is the screen you will see next. Click **START** to begin the assessment. Please note, you can save and return to complete the precourse assessment at any time. You do NOT have to complete this in one session. You must save your login information to access your course again.



EC Q EN

Courses About eLearning Support Get Involved

Home / My Courses / PALS Precourse Self-Assessment



Self Expiration Date: November 13th 2027

The Pediatric Advanced Life Support (PALS) Precourse Self-Assessment evaluates a student's knowledge before the course to evaluate proficiency and determine the need for additional review and practice.

Attention: Please read the course description completely before starting the course.


Course Description

Welcome to the Pediatric Advanced Life Support (PALS) Precourse Self-Assessment

Things to know before taking this course:

- All students must complete the Precourse Self-Assessment and achieve a score of at least 70% before taking the PALS Course.
- Students must print their scoring report and bring it with them to class.

Select the START button below to begin.

Topics	
Name	Action
 Pediatric Advanced Life Support Precourse Self-Assessment Not Started	<div>Start</div>



Register Online
or
Call Today!
513-828-3488



CPR Cincinnati

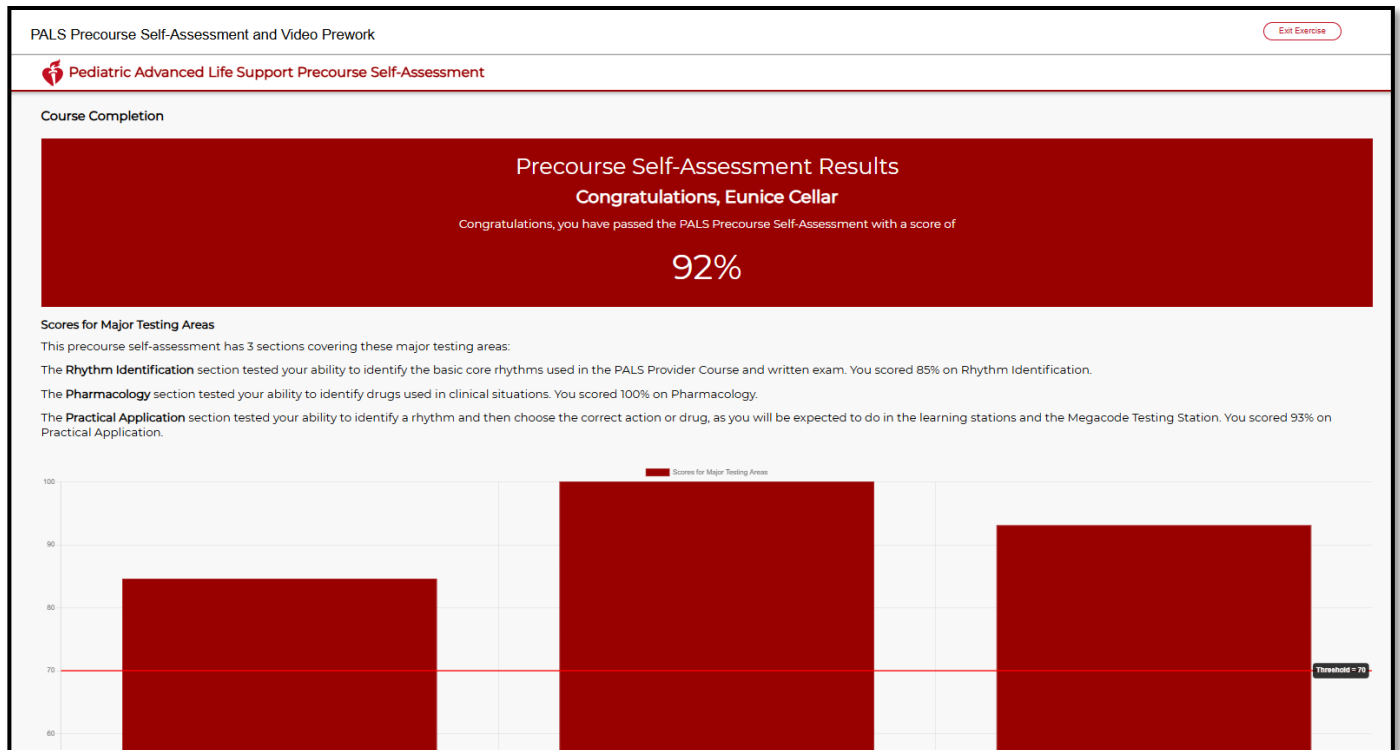
ACLS - BLS - PALS

★★★★★ "Best CPR in Cincinnati!"



Step #4

After you have completed the pretest, **you must print this page** with your score. Please see the red highlighted area that says "Review". Here you can see what you missed. After reviewing what was missed, Click the red Certificate icon to print your completion certificate.





Register Online
or
Call Today!
513-828-3488



CPR Cincinnati

ACLS - BLS - PALS

★★★★★ "Best CPR in Cincinnati!"



Step #5

Bring **both** the Precourse Self-Assessment Result sheet above and your completion certificate shown here with you to class.

YOU MUST have your Precourse Self-Assessment to get your eCard.



If you do not have a printer, download the certificate and then email the certificate to our office, and let us know it is for your upcoming class and provide the date you are registered. Have your AHA login information with you on the day of class so that you can login to your account and show the instructor the certificate.

If you have any questions prior to the class, please contact us at **513-828-3488** or email us at **info@CPRCincy.com**. We look forward to seeing you for your stress free and fun PALS class!