



Register Online  
or  
Call Today!  
513-828-3488



# CPR Cincinnati

## ACLS - BLS - PALS

★★★★★ "Best CPR in Cincinnati!"



### ACLS Pre-Course Instructions (Required!)

This document provides instructions for how to prepare for your ACLS course, and how to access the REQUIRED PRE-COURSE WORK COURSE THAT MUST BE COMPLETED PRIOR TO CLASS.

#### **IMPORTANT:**

If you show up to your class without the pre-course work completion certificate, you will be asked to reschedule and will not be able to attend the class.

#### **Address for Class:**

CPR Cincinnati  
4225 Malsbary Road  
Suite 204,  
Blue Ash, Ohio 45242

#### **Arrive on Time:**

Please plan to arrive on time because it will be difficult for late students to catch up once we begin the class. Students are expected to attend and participate in the entire course. If you arrive later than 20 minutes after class start time you will be asked to reschedule.

#### **You Must:**

**Complete and Print** your required **Pre-course work certificate** for course **KJ-1498** on the American Heart Association eLearning platform.

### **How to Create an Account with the AHA, Access, and Complete Your Required Precourse Work:**

#### **Step #1**

Create an eLearning account with the AHA. Go to <https://elearning.heart.org>  
If you already have an AHA account, then login. If you **DO NOT** have an AHA account, click on the top right where it says, "Sign up". Then "Create and Account" as a New User, and Sign In.

**\*SAVE YOUR ACCOUNT LOGIN INFORMATION!**



Register Online  
or  
Call Today!  
513-828-3488



# CPR Cincinnati

## ACLS - BLS - PALS

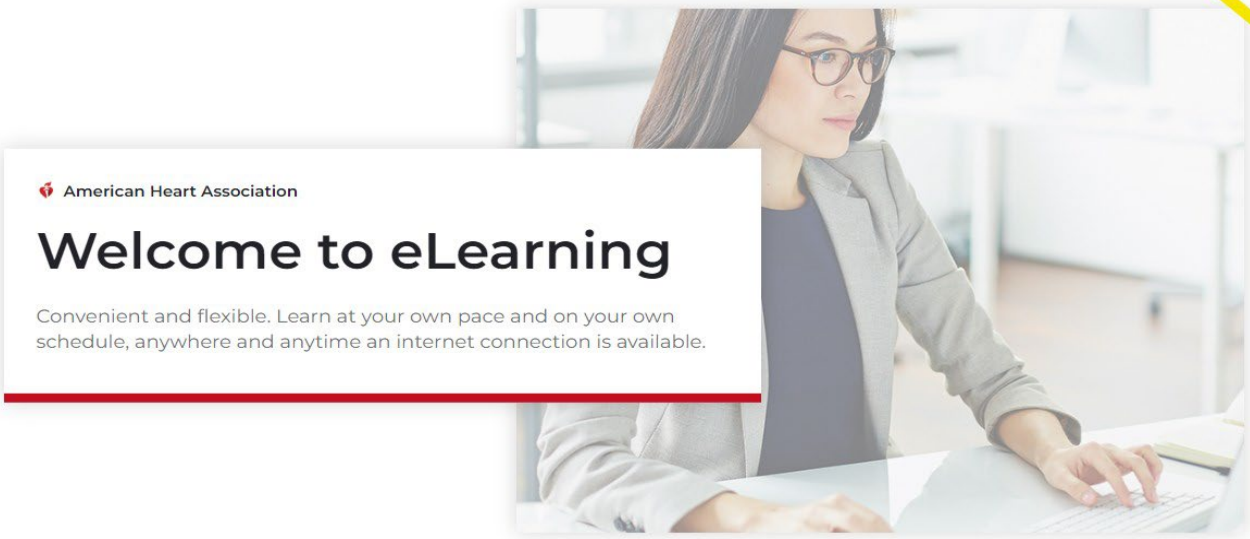
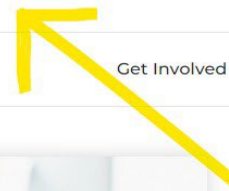
★★★★★ "Best CPR in Cincinnati!"



Sign in | Sign up EN

Courses About eLearning Support

Get Involved



### Step #2

You should see your name in the upper right-hand corner of the screen confirming you are logged in.

Using the search icon to the right of your name at the very top right of the page, enter course code **KJ-1498**. You must have the hyphen, or it will not bring up the correct course. Follow the images below.

**Locate the search icon first shown in the image below and click.**



Register Online  
or  
Call Today!  
513-828-3488



# CPR Cincinnati

## ACLS - BLS - PALS

★★★★★ "Best CPR in Cincinnati!"



K Hickman | Search | EN



Courses | About eLearning | Support

Get Involved

Home / Courses

## Course Catalog

Filter

Clear All


Search course name



CE Credit Courses

100 Results Found

**Next, enter the course code kj-1498 and then click the red search icon at the far right of the box.**

Search  

Courses | About eLearning | Support

Get Involved

Home / Courses

## Course Catalog



Register Online  
or  
Call Today!  
513-828-3488



# CPR Cincinnati

## ACLS - BLS - PALS

★★★★★ "Best CPR in Cincinnati!"



**You should now see the ACLS Precourse Self-Assessment and Precourse Work Course Code KJ-1498 as appears in the image below. After confirming you have the correct course, click the RED LAUNCH THIS COURSE button.**



@ K Hickman ▾ 🔍 🌐 EN ▾

Courses ▾ About eLearning ▾ Support ▾

Get Involved ▾

**Search result for : kj-1498 ( 1 results found )**

**ACLS Precourse Self-Assessment and Precourse Work**  
(Previously enrolled)

The Advanced Cardiovascular Life Support (ACLS) Precourse Self-Assessment evaluates a student's knowledge before the course to evaluate proficiency and determine the need for additional review and practice. The ACLS Precourse Work involves a student reviewing course content through online videos before entering the classroom. The video lessons cover multiple medical subjects and each lesson includes questions to engage the student.

Course Details

CE credits offered

Launch this course



Register Online  
or  
Call Today!  
513-828-3488



# CPR Cincinnati

## ACLS - BLS - PALS

★★★★★ "Best CPR in Cincinnati!"



### Step #3

After you launch the course, this is the screen you will see next. Click **START** to begin the precourse work. Please note, you can save and return to complete the course at any time. You do NOT have to complete this in one session. You must save your login information to access your course again.

**There are additional instructions about this and the 3 Topic modules that must be completed below.**

You must complete all 3 topic modules of the course including the survey after the course in order to print your completion certificate required for class.



@ K Hickman ▾ 🔍 🌐 EN ▾

Courses ▾ About eLearning ▾ Support ▾

Get Involved ▾

Home / My Courses / ACLS Precourse Self-Assessment and Precourse Work

## ACLS Precourse Self-Assessment and Precourse Work

The Advanced Cardiovascular Life Support (ACLS) Precourse Self-Assessment evaluates a student's knowledge before the course to evaluate proficiency and determine the need for additional review and practice. The ACLS Precourse Work involves a student reviewing course content through online videos before entering the classroom. The video lessons cover multiple medical subjects and each lesson includes questions to engage the student.







Register Online  
or  
Call Today!  
513-828-3488



# CPR Cincinnati

## ACLS - BLS - PALS

★★★★★ "Best CPR in Cincinnati!"



### Launch Description

## Welcome to the ACLS Precourse Self-Assessment and Precourse Work

### Things to know before taking this course:

- \* All students must complete the Precourse Self-Assessment and achieve a score of at least 70% before taking the ACLS Course.
- \* Once a student has passed the Precourse Self-Assessment, they will gain access to the Precourse Work video lessons.
- \* All video lessons must be reviewed before entering the classroom.
- \* **Students must print their successful Precourse Self-Assessment score report and course completion certificate and bring it with them to class.**

Should you leave the course and need to return, you will need to select from the following options. Please note the option details below.

- \* **Retake** - allows you to start over from the beginning (Clicking this will not retain any of your previous progress.)
- \* **Resume** - allows you to pick up where you left off (If you have already completed the Precourse Self-Assessment and need to get back to your scoring report, please select this button)
- \* **Review** - allows you to see what questions you got right and wrong after you have completed the Precourse Self-Assessment

Click the Precourse Self-Assessment START button below to begin.

Please see our course technical specifications here.

### Topics

Name	Status	Action
Advanced Cardiovascular Life Support Precourse Self-Assessment	Not Started	<a href="#">▶ Start</a>
Advanced Cardiovascular Life Support Module	Not Started	<a href="#">▶ Start</a>
Survey	Not Started	<a href="#">Provide Survey</a>



Register Online  
or  
Call Today!  
513-828-3488



# CPR Cincinnati

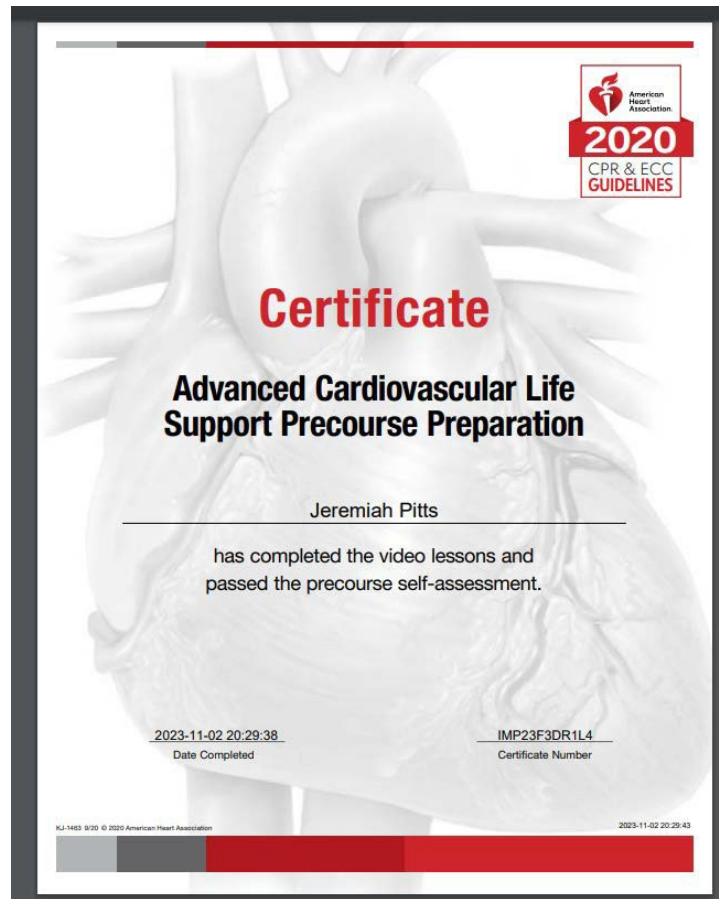
## ACLS - BLS - PALS

★★★★★ "Best CPR in Cincinnati!"



### Step #4

Print the Precourse Work Completion certificate and bring it with you to class. Please see the example image below of what your completion certificate will look like. **YOU MUST** have your Precourse Work Completion Certificate to Attend Class or you will be asked to reschedule.



**If you do not have a printer**, you can do one of the following:

- 1) Take a picture of the completion certificate and email it to our office prior to class.
- 2) Email the PDF completion certificate to our office prior to class.
- 3) Have your AHA login information with you on the day of class so that you can login to your account and show the instructor the certificate and email it to our office.

  
Register Online  
or  
Call Today!  
513-828-3488



# CPR Cincinnati

## ACLS - BLS - PALS

★★★★★ "Best CPR in Cincinnati!"



### Step #5

#### **Study your ACLS provider book.**

Review and understand the information in your ACLS Provider Manual.

Please review all the sections throughout the manual.

Pay particular attention to the following sections below listed in the table of contents:

Systematic Approach: BLS Assessment

Primary and Secondary Assessments

Acute Coronary Syndromes

Acute Stroke

Bradycardia

Tachycardia: Stable and Unstable

Respiratory Arrest

Cardiac Arrest: VF/pVT

Cardiac Arrest: PEA and Asystole

Post-Cardiac Arrest Care

Throughout the ACLS provider manual there are **treatment algorithms**. There is **one for each specific condition/emergency**. Become familiar with **all** the treatment algorithms throughout the ACLS Provider Manual.

You will be expected to **recognize cardiac rhythms and understand ACLS pharmacology**. **These topics are not taught in this course.**

If you have questions before the course, please call us at **513-828-3488**. You can also email us anytime at **info@cprcincy.com**. We look forward to providing you with a fun and stress free ACLS course!